



GURU HAR RAI ACADEMY
SUMMER ASSIGNMENT

CLASS- II

SESSION- 2024- 25

English

1. Do one page Cursive Writing daily. (In a four- lined note book).
2. Do Reading Practice of English every day.

3. Project: -


With the help of your parents create a story book to depict any story you have read during your holidays.

Materials Required: - Hand- Made paper/ Papers from old notebooks, Fevicol, a pair of scissors, a scale,

a pencil & eraser, colored pens, crayons, pencil colors

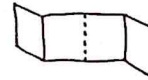
Step 1- Cut the paper into rectangular shape, measuring 25 inches by 8 inches

25 Inches



8 Inches

Step 2- Fold the paper into five folds, each 5 inches wide.



Step 3- Leave the first fold as the Cover Page of the book. Write your story with illustrations on other folds.

Step 4- Design the Cover Page and write the name of the story.

Hindi

1. गर्मी के मौसम की 5 अच्छाईया व 5 कमियाँ लिखे।
2. 8 पंक्तियों की एक स्वरचित कविता लिखे जिसका शीर्षक है - 'तपती धूप'
3. Do Reading Practice of Hindi every day.

EVS

1. Make your '**Family Tree**'. Paste the pictures & write the names of your family members. [On a Chart Paper]

OR

2. Draw the Pictures of:-

- Energy- Giving Food
- Body- Building Food
- Protective Food.

Write their uses also. [On a Chart Paper]

Computer

1. Make a creative, decorative a colorful chart on the topic 'Different types of Input and Output Devices'.

Moral Science

1. Learn School Prayer & Pledge from School Diary. [Verbal]


Maths


1. Do the Pattern Sheet [A]


Name: _____

Repeating, Growing and Shrinking Patterns


Continue the repeating patterns below.


 _____

 _____

 _____

Continue the growing patterns below.


 _____

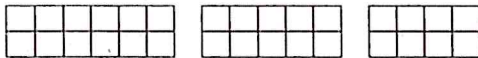
 _____

30, 35, 40, 45, 50, _____, _____, _____, _____, _____

40, 42, 44, 46, 48, _____, _____, _____, _____, _____

Continue the shrinking patterns below.

 _____

 _____

100, 90, 80, 70, 60, _____, _____, _____, _____, _____

50, 47, 44, 41, 38, _____, _____, _____, _____, _____

2. Draw the Abacus to represent the following numbers: -

i) 150 ii) 109 iii) 224 iv) 251 v) 347 vi) 463

3. Make a Working Model of Place Value up to Hundreds Place.

4. Learn Tables

Note: - Prepare Semester- 2 Syllabus for Test [In All Subjects]